

Alpha Toilet Blocks Lavender

ACCO Brands Australia Pty Ltd

Version No: 1.3

Safety Data Sheet according to WHS and ADG requirements

Issue Date: 17/06/2024

S.GHS.AUS.EN

SECTION 1 IDENTIFICATION OF THE SUBSTANCE / MIXTURE AND OF THE COMPANY / UNDERTAKING

Product Identifier

Product name	Alpha Toilet Blocks Lavender
Chemical Name	1,4-dichlorobenzene
Synonyms	Not Available
Other means of identification	10kg - 3033170 (632041600RE)

Relevant identified uses of the substance or mixture and uses advised against

Relevant identified uses	Air freshener, toilet freshener, deodorant blocks.
--------------------------	--

Details of the supplier of the safety data sheet

Registered company name	ACCO Brands Australia Pty Ltd	Registered company name	Reward Hospitality
Address	17-19 Waterloo Street, Queanbeyan NSW 2620 Australia	Address	1 Arthur Dixon Court, Yatala, QLD
Telephone	+61-2-96740900	Telephone	1800 473 927
Fax	+61-2-96740910	Fax	Not Available
Website	www.accobrand.com.au	Website	Rewardhospitality.com.au
Email	sds.anz@acco.com	Email	yatala@rewardh.com.au

Details of the distributor of the safety data sheet

Emergency telephone number

Association / Organisation	Poisons Information Line
Emergency telephone numbers	13 11 26
Other emergency telephone numbers	13 11 26


SECTION 2 HAZARDS IDENTIFICATION

Classification of the substance or mixture

HAZARDOUS CHEMICAL. NON-DANGEROUS GOODS. According to the WHS Regulations and the ADG Code.

Poisons Schedule	5
Classification [1]	Eye Irritation Category 2A, Carcinogenicity Category 2, Acute Aquatic Hazard Category 1, Chronic Aquatic Hazard Category 1
Legend:	1. Classified by Chemwatch; 2. Classification drawn from HSIS ; 3. Classification drawn from EC Directive 1272/2008 - Annex VI

Label elements

GHS label elements	
SIGNAL WORD	WARNING

Hazard statement(s)

H319	Causes serious eye irritation.
H351	Suspected of causing cancer.
H400	Very toxic to aquatic life.
H410	Very toxic to aquatic life with long lasting effects.

Precautionary statement(s) Prevention

P101	If medical advice is needed, have product container or label at hand.
P102	Keep out of reach of children.

Continued...

Toilet Blocks Lavender

P103	Read label before use.
P201	Obtain special instructions before use.
P281	Use personal protective equipment as required.
P273	Avoid release to the environment.
P280	Wear protective gloves/protective clothing/eye protection/face protection.

Precautionary statement(s) Response

P308+P313	IF exposed or concerned: Get medical advice/attention.
P305+P351+P338	IF IN EYES: Rinse cautiously with water for several minutes. Remove contact lenses, if present and easy to do. Continue rinsing.
P337+P313	If eye irritation persists: Get medical advice/attention.
P391	Collect spillage.

Precautionary statement(s) Storage

P405	Store locked up.
------	------------------

Precautionary statement(s) Disposal

P501	Dispose of contents/container in accordance with local regulations.
------	---

SECTION 3 COMPOSITION / INFORMATION ON INGREDIENTS

Substances

See section below for composition of Mixtures

Mixtures

CAS No	%[weight]	Name
106-46-7	>60	<u>1,4-dichlorobenzene</u>

SECTION 4 FIRST AID MEASURES

Description of first aid measures

Eye Contact	<p>If this product comes in contact with the eyes:</p> <ul style="list-style-type: none"> ▶ Wash out immediately with fresh running water. ▶ Ensure complete irrigation of the eye by keeping eyelids apart and away from eye and moving the eyelids by occasionally lifting the upper and lower lids. ▶ Seek medical attention without delay; if pain persists or recurs seek medical attention. ▶ Removal of contact lenses after an eye injury should only be undertaken by skilled personnel.
Skin Contact	<p>If skin or hair contact occurs:</p> <ul style="list-style-type: none"> ▶ Flush skin and hair with running water (and soap if available). ▶ Seek medical attention in event of irritation.
Inhalation	<ul style="list-style-type: none"> ▶ If fumes, aerosols or combustion products are inhaled remove from contaminated area. ▶ Other measures are usually unnecessary.
Ingestion	<ul style="list-style-type: none"> ▶ Immediately give a glass of water. ▶ First aid is not generally required. If in doubt, contact a Poisons Information Centre or a doctor.

Indication of any immediate medical attention and special treatment needed

Treat symptomatically.

The material may induce methaemoglobinaemia following exposure.

- ▶ Initial attention should be directed at oxygen delivery and assisted ventilation if necessary. Hyperbaric oxygen has not demonstrated substantial benefits.
- ▶ Hypotension should respond to Trendelenburg's position and intravenous fluids; otherwise dopamine may be needed.
- ▶ Symptomatic patients with methaemoglobin levels over 30% should receive methylene blue. (Cyanosis, alone, is not an indication for treatment). The usual dose is 1-2 mg/kg of a 1% solution (10 mg/ml) IV over 50 minutes; repeat, using the same dose, if symptoms of hypoxia fail to subside within 1 hour.
- ▶ Thorough cleansing of the entire contaminated area of the body, including the scalp and nails, is of utmost importance.

BIOLOGICAL EXPOSURE INDEX - BEI

These represent the determinants observed in specimens collected from a healthy worker exposed at the Exposure Standard (ES or TLV):

Determinant	Index	Sampling Time	Comment
1. Methaemoglobin in blood	1.5% of haemoglobin	During or end of shift	B, NS, SQ

B: Background levels occur in specimens collected from subjects **NOT** exposed

NS: Non-specific determinant; also observed after exposure to other materials

SQ: Semi-quantitative determinant - Interpretation may be ambiguous; should be used as a screening test or confirmatory test.

Chlorobenzenes are readily adsorbed from the gastrointestinal tract; they are distributed into highly perfused tissues and accumulate in lipid tissues. Lipid accumulation is greatest for the more highly chlorinated chlorobenzene compounds. Chlorobenzenes are metabolised by microsomal oxidation to form arene oxide intermediates and then further to their corresponding chlorophenols which are excreted in the urine as mercapturic acids after conjugation with glutathione or as glucuronic acid or sulfate conjugates. A small percentage are eliminated unchanged in expired air faeces.

SECTION 5 FIREFIGHTING MEASURES

Extinguishing media

- ▶ Alcohol stable foam.
- ▶ Foam.
- ▶ Dry chemical powder.
- ▶ BCF (where regulations permit).
- ▶ Carbon dioxide.

Continued...

Toilet Blocks Lavender

- ▶ Water spray or fog - Large fires only.

Special hazards arising from the substrate or mixture

Fire Incompatibility	▶ Avoid contamination with oxidising agents i.e. nitrates, oxidising acids, chlorine bleaches, pool chlorine etc. as ignition may result
-----------------------------	--

Advice for firefighters

Fire Fighting	<ul style="list-style-type: none"> ▶ Alert Fire Brigade and tell them location and nature of hazard. ▶ Wear breathing apparatus plus protective gloves. ▶ Prevent, by any means available, spillage from entering drains or water courses. ▶ Use water delivered as a fine spray to control fire and cool adjacent area. ▶ DO NOT approach containers suspected to be hot. ▶ Cool fire exposed containers with water spray from a protected location. ▶ If safe to do so, remove containers from path of fire. ▶ Equipment should be thoroughly decontaminated after use.
Fire/Explosion Hazard	<ul style="list-style-type: none"> ▶ Combustible solid which burns but propagates flame with difficulty; it is estimated that most organic dusts are combustible (circa 70%) - according to the circumstances under which the combustion process occurs, such materials may cause fires and / or dust explosions. ▶ Organic powders when finely divided over a range of concentrations regardless of particulate size or shape and suspended in air or some other oxidizing medium may form explosive dust-air mixtures and result in a fire or dust explosion (including secondary explosions). ▶ Avoid generating dust, particularly clouds of dust in a confined or unventilated space as dusts may form an explosive mixture with air, and any source of ignition, i.e. flame or spark, will cause fire or explosion. Dust clouds generated by the fine grinding of the solid are a particular hazard; accumulations of fine dust (420 micron or less) may burn rapidly and fiercely if ignited - particles exceeding this limit will generally not form flammable dust clouds; once initiated, however, larger particles up to 1400 microns diameter will contribute to the propagation of an explosion. ▶ In the same way as gases and vapours, dusts in the form of a cloud are only ignitable over a range of concentrations; in principle, the concepts of lower explosive limit (LEL) and upper explosive limit (UEL) are applicable to dust clouds but only the LEL is of practical use; - this is because of the inherent difficulty of achieving homogeneous dust clouds at high temperatures (for dusts the LEL is often called the "Minimum Explosible Concentration", MEC). ▶ When processed with flammable liquids/vapors/mists, ignitable (hybrid) mixtures may be formed with combustible dusts. Ignitable mixtures will increase the rate of explosion pressure rise and the Minimum Ignition Energy (the minimum amount of energy required to ignite dust clouds - MIE) will be lower than the pure dust in air mixture. The Lower Explosive Limit (LEL) of the vapour/dust mixture will be lower than the individual LELs for the vapors/mists or dusts. <p>Combustion products include; carbon monoxide (CO) carbon dioxide (CO2) hydrogen chloride phosgene other pyrolysis products typical of burning organic material. May emit poisonous fumes. May emit corrosive fumes.</p>

SECTION 6 ACCIDENTAL RELEASE MEASURES

Personal precautions, protective equipment and emergency procedures

Minor Spills	<ul style="list-style-type: none"> ▶ Clean up waste regularly and abnormal spills immediately. ▶ Avoid breathing dust and contact with skin and eyes. ▶ Wear protective clothing, gloves, safety glasses and dust respirator. ▶ Use dry clean up procedures and avoid generating dust. ▶ Vacuum up or sweep up. NOTE: Vacuum cleaner must be fitted with an exhaust micro filter (HEPA type) (consider explosion-proof machines designed to be grounded during storage and use). ▶ Dampen with water to prevent dusting before sweeping. ▶ Place in suitable containers for disposal. <p>Environmental hazard - contain spillage.</p>
Major Spills	<p>Environmental hazard - contain spillage. Moderate hazard.</p> <ul style="list-style-type: none"> ▶ CAUTION: Advise personnel in area. ▶ Alert Emergency Services and tell them location and nature of hazard. ▶ Control personal contact by wearing protective clothing. ▶ Prevent, by any means available, spillage from entering drains or water courses. ▶ Recover product wherever possible. ▶ IF DRY: Use dry clean up procedures and avoid generating dust. Collect residues and place in sealed plastic bags or other containers for disposal.

Personal Protective Equipment advice is contained in Section 8 of the SDS.

SECTION 7 HANDLING AND STORAGE

Precautions for safe handling

Safe handling	<ul style="list-style-type: none"> ▶ Avoid all personal contact, including inhalation. ▶ Wear protective clothing when risk of exposure occurs. ▶ Use in a well-ventilated area. ▶ Prevent concentration in hollows and sumps. ▶ DO NOT enter confined spaces until atmosphere has been checked. ▶ DO NOT allow material to contact humans, exposed food or food utensils. ▶ Avoid contact with incompatible materials. ▶ When handling, DO NOT eat, drink or smoke. ▶ Organic powders when finely divided over a range of concentrations regardless of particulate size or shape and suspended in air or some other oxidizing medium may form explosive dust-air mixtures and result in a fire or dust explosion (including secondary explosions) ▶ Minimise airborne dust and eliminate all ignition sources. Keep away from heat, hot surfaces, sparks, and flame. ▶ Establish good housekeeping practices. ▶ Remove dust accumulations on a regular basis by vacuuming or gentle sweeping to avoid creating dust clouds. ▶ Use continuous suction at points of dust generation to capture and minimise the accumulation of dusts. Particular attention should be given to overhead and hidden horizontal surfaces to minimise the probability of a "secondary" explosion. According to NFPA Standard 654, dust layers 1/32 in.(0.8 mm) thick can be sufficient to warrant immediate cleaning of the area. ▶ Do not use air hoses for cleaning.
Other information	<ul style="list-style-type: none"> ▶ Store in original containers. ▶ Keep containers securely sealed. ▶ Store in a cool, dry area protected from environmental extremes. ▶ Store away from incompatible materials and foodstuff containers. ▶ Protect containers against physical damage and check regularly for leaks. ▶ Observe manufacturer's storage and handling recommendations contained within this SDS.

Continued...

Toilet Blocks Lavender

For major quantities:

- ▶ Consider storage in bunded areas - ensure storage areas are isolated from sources of community water (including stormwater, ground water, lakes and streams).
- ▶ Ensure that accidental discharge to air or water is the subject of a contingency disaster management plan; this may require consultation with local authorities.

Conditions for safe storage, including any incompatibilities

Suitable container	<ul style="list-style-type: none"> ▶ Avoid contact with aluminium and its alloys (including storage containers). Formation of aluminium chloride may catalyse further self-accelerating attack on the metal (Friedel-Crafts reaction) leading to violent explosion. ▶ Glass container is suitable for laboratory quantities ▶ DO NOT use aluminium or galvanised containers ▶ Polyethylene or polypropylene container. ▶ Check all containers are clearly labelled and free from leaks.
Storage incompatibility	<ul style="list-style-type: none"> ▶ Haloaryl compounds, though normally not very reactive, may be sufficiently activated by other substituents or by a few specific reaction conditions, to undergo violent reactions. <p>BREThERICK L.: Handbook of Reactive Chemical Hazards</p> <ul style="list-style-type: none"> ▶ Avoid contact with aluminium and its alloys (including storage containers). Formation of aluminium chloride may catalyse further self-accelerating attack on the metal (Friedel-Crafts reaction) leading to violent explosion. ▶ Avoid reaction with oxidising agents

SECTION 8 EXPOSURE CONTROLS / PERSONAL PROTECTION

Control parameters

OCCUPATIONAL EXPOSURE LIMITS (OEL)

INGREDIENT DATA


Source	Ingredient	Material name	TWA	STEL	Peak	Notes
Australia Exposure Standards	1,4-dichlorobenzene	p-Dichlorobenzene	150 mg/m ³ / 25 ppm	300 mg/m ³ / 50 ppm	Not Available	Not Available

EMERGENCY LIMITS

Ingredient	Material name	TEEL-1	TEEL-2	TEEL-3
1,4-dichlorobenzene	Dichlorobenzene, p-	10 ppm	10 ppm	1000 ppm

Ingredient	Original IDLH	Revised IDLH
1,4-dichlorobenzene	1,000 ppm	150 ppm

Exposure controls

Appropriate engineering controls	<p>Engineering controls are used to remove a hazard or place a barrier between the worker and the hazard. Well-designed engineering controls can be highly effective in protecting workers and will typically be independent of worker interactions to provide this high level of protection.</p> <p>The basic types of engineering controls are:</p> <p>Process controls which involve changing the way a job activity or process is done to reduce the risk.</p> <p>Enclosure and/or isolation of emission source which keeps a selected hazard "physically" away from the worker and ventilation that strategically "adds" and "removes" air in the work environment. Ventilation can remove or dilute an air contaminant if designed properly. The design of a ventilation system must match the particular process and chemical or contaminant in use.</p> <p>Employers may need to use multiple types of controls to prevent employee overexposure.</p> <ul style="list-style-type: none"> ▶ Local exhaust ventilation is required where solids are handled as powders or crystals; even when particulates are relatively large, a certain proportion will be powdered by mutual friction.
Personal protection	
Eye and face protection	<ul style="list-style-type: none"> ▶ Safety glasses with side shields. ▶ Chemical goggles. ▶ Contact lenses may pose a special hazard; soft contact lenses may absorb and concentrate irritants. A written policy document, describing the wearing of lenses or restrictions on use, should be created for each workplace or task. This should include a review of lens absorption and adsorption for the class of chemicals in use and an account of injury experience. Medical and first-aid personnel should be trained in their removal and suitable equipment should be readily available. In the event of chemical exposure, begin eye irrigation immediately and remove contact lens as soon as practicable. Lens should be removed at the first signs of eye redness or irritation - lens should be removed in a clean environment only after workers have washed hands thoroughly.
Skin protection	See Hand protection below
Hands/feet protection	<p>The selection of suitable gloves does not only depend on the material, but also on further marks of quality which vary from manufacturer to manufacturer. Where the chemical is a preparation of several substances, the resistance of the glove material can not be calculated in advance and has therefore to be checked prior to the application.</p> <p>The exact break through time for substances has to be obtained from the manufacturer of the protective gloves and has to be observed when making a final choice.</p> <p>Suitability and durability of glove type is dependent on usage. Important factors in the selection of gloves include:</p> <ul style="list-style-type: none"> ▶ frequency and duration of contact, ▶ chemical resistance of glove material, ▶ glove thickness and ▶ dexterity <p>Select gloves tested to a relevant standard (e.g. Europe EN 374, US F739, AS/NZS 2161.1 or national equivalent).</p> <ul style="list-style-type: none"> ▶ When prolonged or frequently repeated contact may occur, a glove with a protection class of 5 or higher (breakthrough time greater than 240 minutes according to EN 374, AS/NZS 2161.10.1 or national equivalent) is recommended. ▶ When only brief contact is expected, a glove with a protection class of 3 or higher (breakthrough time greater than 60 minutes according to EN 374, AS/NZS 2161.10.1 or national equivalent) is recommended. ▶ Some glove polymer types are less affected by movement and this should be taken into account when considering gloves for long-term use. <p>Experience indicates that the following polymers are suitable as glove materials for protection against undissolved, dry solids, where abrasive particles are not</p>

Continued...

Toilet Blocks Lavender

	<p>present.</p> <ul style="list-style-type: none"> ▶ polychloroprene. ▶ nitrile rubber. ▶ butyl rubber. ▶ fluorocautchouc. ▶ polyvinyl chloride. <p>Gloves should be examined for wear and/ or degradation constantly.</p>
Body protection	See Other protection below
Other protection	<ul style="list-style-type: none"> ▶ Overalls. ▶ P.V.C. apron. ▶ Barrier cream. ▶ Skin cleansing cream. ▶ Eye wash unit.
Thermal hazards	Not Available

Recommended material(s)

GLOVE SELECTION INDEX

Glove selection is based on a modified presentation of the:

"Forsberg Clothing Performance Index".

The effect(s) of the following substance(s) are taken into account in the **computer-generated** selection:

Urinal Deodorant Blocks

Material	CPI
NEOPRENE	B
NITRILE	C
PVC	C

* CPI - Chemwatch Performance Index

A: Best Selection

B: Satisfactory; may degrade after 4 hours continuous immersion

C: Poor to Dangerous Choice for other than short term immersion

NOTE: As a series of factors will influence the actual performance of the glove, a final selection must be based on detailed observation. -

* Where the glove is to be used on a short term, casual or infrequent basis, factors such as "feel" or convenience (e.g. disposability), may dictate a choice of gloves which might otherwise be unsuitable following long-term or frequent use. A qualified practitioner should be consulted.

Respiratory protection

Type A-P Filter of sufficient capacity. (AS/NZS 1716 & 1715, EN 143:2000 & 149:2001, ANSI Z88 or national equivalent)

Where the concentration of gas/particulates in the breathing zone, approaches or exceeds the "Exposure Standard" (or ES), respiratory protection is required.

Degree of protection varies with both face-piece and Class of filter; the nature of protection varies with Type of filter.

Required Minimum Protection Factor	Half-Face Respirator	Full-Face Respirator	Powered Air Respirator
up to 5 x ES	A-AUS / Class 1 P2	-	A-PAPR-AUS / Class 1 P2
up to 25 x ES	Air-line*	A-2 P2	A-PAPR-2 P2
up to 50 x ES	-	A-3 P2	-
50+ x ES	-	Air-line**	-

^ - Full-face

A(All classes) = Organic vapours, B AUS or B1 = Acid gasses, B2 = Acid gas or hydrogen cyanide(HCN), B3 = Acid gas or hydrogen cyanide(HCN), E = Sulfur dioxide(SO₂), G = Agricultural chemicals, K = Ammonia(NH₃), Hg = Mercury, NO = Oxides of nitrogen, MB = Methyl bromide, AX = Low boiling point organic compounds(below 65 degC)

SECTION 9 PHYSICAL AND CHEMICAL PROPERTIES

Information on basic physical and chemical properties

Appearance	Not Available		
Physical state	Solid	Relative density (Water = 1)	1
Odour	Not Available	Partition coefficient n-octanol / water	Not Available
Odour threshold	Not Available	Auto-ignition temperature (°C)	Not Available
pH (as supplied)	Not Available	Decomposition temperature	Not Available
Melting point / freezing point (°C)	Not Available	Viscosity (cSt)	Not Available
Initial boiling point and boiling range (°C)	Not Available	Molecular weight (g/mol)	Not Available
Flash point (°C)	Not Available	Taste	Not Available
Evaporation rate	Not Available	Explosive properties	Not Available
Flammability	Not Available	Oxidising properties	Not Available
Upper Explosive Limit (%)	Not Available	Surface Tension (dyn/cm or mN/m)	Not Applicable
Lower Explosive Limit (%)	Not Available	Volatile Component (%vol)	Not Available
Vapour pressure (kPa)	Not Available	Gas group	Not Available
Solubility in water (g/L)	Not Applicable	pH as a solution (1%)	Not Available
Vapour density (Air = 1)	Not Available	VOC g/L	Not Available

SECTION 10 STABILITY AND REACTIVITY

Reactivity	See section 7
Chemical stability	<ul style="list-style-type: none"> ▶ Unstable in the presence of incompatible materials. ▶ Product is considered stable. ▶ Hazardous polymerisation will not occur.
Possibility of hazardous reactions	See section 7

Toilet Blocks Lavender

Conditions to avoid	See section 7
Incompatible materials	See section 7
Hazardous decomposition products	See section 5

SECTION 11 TOXICOLOGICAL INFORMATION

Information on toxicological effects

Inhaled	The material is not thought to produce adverse health effects or irritation of the respiratory tract (as classified by EC Directives using animal models). Nevertheless, good hygiene practice requires that exposure be kept to a minimum and that suitable control measures be used in an occupational setting.
Ingestion	<p>The substance and/or its metabolites may bind to haemoglobin inhibiting normal uptake of oxygen. This condition, known as "methaemoglobinemia", is a form of oxygen starvation (anoxia). Symptoms include cyanosis (a bluish discolouration skin and mucous membranes) and breathing difficulties. Symptoms may not be evident until several hours after exposure.</p> <p>At about 15% concentration of blood methaemoglobin there is observable cyanosis of the lips, nose and earlobes. Symptoms may be absent although euphoria, flushed face and headache are commonly experienced. At 25-40%, cyanosis is marked but little disability occurs other than that produced on physical exertion. At 40-60%, symptoms include weakness, dizziness, lightheadedness, increasingly severe headache, ataxia, rapid shallow respiration, drowsiness, nausea, vomiting, confusion, lethargy and stupor.</p> <p>The material has NOT been classified by EC Directives or other classification systems as "harmful by ingestion". This is because of the lack of corroborating animal or human evidence.</p> <p>Inhalation and oral exposure to dichlorobenzene causes increase in liver weight at low levels and severe liver degeneration, tremors, central nervous system depression and death at higher levels. It is readily absorbed through the gut and airways. Absorption through the skin is unknown. Repeated and long term use may cause blurred vision, kidney damage, poor development of the bone marrow, damage to the lining of the nose and small bowel, as well as deposits in the heart and skeletal muscle.</p>
Skin Contact	<p>The material is not thought to produce adverse health effects or skin irritation following contact (as classified by EC Directives using animal models). Nevertheless, good hygiene practice requires that exposure be kept to a minimum and that suitable gloves be used in an occupational setting.</p> <p>Open cuts, abraded or irritated skin should not be exposed to this material</p> <p>Entry into the blood-stream, through, for example, cuts, abrasions or lesions, may produce systemic injury with harmful effects. Examine the skin prior to the use of the material and ensure that any external damage is suitably protected.</p>
Eye	This material can cause eye irritation and damage in some persons.
Chronic	<p>There has been concern that this material can cause cancer or mutations, but there is not enough data to make an assessment.</p> <p>Long term inhalation of dichlorobenzenes may cause cancerous changes to liver, kidney, thyroid gland and blood. Some evidence suggests a link between exposure and blood cancer (leukaemia). Workers exposed to the vapour experienced nose and eye irritation. The liver, nervous system and blood are systemic targets. Reduced lung function, liver disease and death may occur. Other effects include weakness, headache, inflammation of the nose, loss of appetite and weight, facial muscle twitching, unsteady gait, tremors and mental sluggishness. It also causes foetal toxicity and kidney damage.</p>

Urinal Deodorant Blocks	TOXICITY	IRRITATION
	Not Available	Not Available
1,4-dichlorobenzene	TOXICITY	IRRITATION
	dermal (rat) LD50: 2000 mg/kg ^[2]	Eye (human): 80 ppm
	Inhalation (rat) LC50: 5 mg/L/4H ^[2]	
	Oral (rat) LD50: 500 mg/kg ^[2]	
Legend:	1. Value obtained from Europe ECHA Registered Substances - Acute toxicity 2.* Value obtained from manufacturer's SDS. Unless otherwise specified data extracted from RTECS - Register of Toxic Effect of chemical Substances	

Urinal Deodorant Blocks	Chlorobenzenes produce several clinical symptoms including eye and airway irritation, blood disorders, abnormal skin changes and foetal defects at levels toxic to the mother. They are well absorbed in the stomach, gut and airways, and well metabolised and excreted in the urine. Lethal doses may produce breathing failure and damage to the liver, kidneys, adrenal glands, mucous membranes, and brain.
1,4-DICHLOROBENZENE	<p>Chlorobenzenes produce several clinical symptoms including eye and airway irritation, blood disorders, abnormal skin changes and foetal defects at levels toxic to the mother. They are well absorbed in the stomach, gut and airways, and well metabolised and excreted in the urine. Lethal doses may produce breathing failure and damage to the liver, kidneys, adrenal glands, mucous membranes, and brain.</p> <p>1,2-DCB is quickly and extensively absorbed through both the gastrointestinal tract and the respiratory tract. Dermal absorption is believed to be very low. Following absorption, it is distributed throughout the body. Greatest levels have been found in the fat, kidney, and liver. It is metabolized by liver enzymes and extensively conjugated in the liver, and less readily in the kidney and lung. Elimination from the body is rapid and occurs primarily in the urine as metabolites.</p> <p>WARNING: This substance has been classified by the IARC as Group 2B: Possibly Carcinogenic to Humans. Tenth Annual Report on Carcinogens: Substance anticipated to be Carcinogen [National Toxicology Program: U.S. Dep. of Health & Human Services 2002] Eye effects, respiratory tract changes, diarrhoea, specific developmental effects (cardiovascular system) recorded.</p>

Acute Toxicity	☐	Carcinogenicity	✔
Skin Irritation/Corrosion	☐	Reproductivity	☐
Serious Eye Damage/Irritation	✔	STOT - Single Exposure	☐
Respiratory or Skin sensitisation	☐	STOT - Repeated Exposure	☐
Mutagenicity	☐	Aspiration Hazard	☐

Legend: ✘ – Data available but does not fill the criteria for classification
✔ – Data required to make classification available

Continued...

Toilet Blocks Lavender

 – Data Not Available to make classification

SECTION 12 ECOLOGICAL INFORMATION

Toxicity

Ingredient	Endpoint	Test Duration (hr)	Species	Value	Source
1,4-dichlorobenzene	BCF	48	Fish	0.1381mg/L	4
1,4-dichlorobenzene	EC50	48	Crustacea	0.0007mg/L	4
1,4-dichlorobenzene	EC50	96	Fish	0.0011mg/L	4
1,4-dichlorobenzene	EC50	96	Algae or other aquatic plants	1.6mg/L	4
1,4-dichlorobenzene	LC50	96	Fish	0.88mg/L	4
1,4-dichlorobenzene	NOEC	1440	Fish	0.1mg/L	2

Legend:

Extracted from 1. IUCLID Toxicity Data 2. Europe ECHA Registered Substances - Ecotoxicological Information - Aquatic Toxicity 3. EPIWIN Suite V3.12 - Aquatic Toxicity Data (Estimated) 4. US EPA, Ecotox database - Aquatic Toxicity Data 5. ECETOC Aquatic Hazard Assessment Data 6. NITE (Japan) - Bioconcentration Data 7. METI (Japan) - Bioconcentration Data 8. Vendor Data

Very toxic to aquatic organisms, may cause long-term adverse effects in the aquatic environment.

Do NOT allow product to come in contact with surface waters or to intertidal areas below the mean high water mark. Do not contaminate water when cleaning equipment or disposing of equipment wash-waters.

Wastes resulting from use of the product must be disposed of on site or at approved waste sites.

For Chlorobenzenes:

Environmental Fate: Chlorobenzenes are removed from the environment principally by biological mechanisms; however, they are considered moderately persistent in water, air, and sediments.

Residence times of 1 day in rivers and over 100 days in ground water have been reported.

Atmospheric Fate: Chemical and photolytic reactions are presumed to be the predominant pathways for chlorobenzene degradation, with residence times in the range of 13-116 days.

Aquatic Fate: Many microorganisms from sediments and sewage sludge have been shown to degrade chlorobenzenes; however, higher chlorinated compounds are less readily degraded and such degradation occurs only under aerobic conditions. Chlorobenzenes will evaporate from water to the atmosphere and will redistribute to sediments, especially those high in organic material. The distribution from water to air will decrease with increasing chlorination of the compound. Ninety-six percent of monochlorobenzene (MCB) is released to the atmosphere from aquatic environments. Studies have shown that 99% of MCB, 1,2-dichlorobenzene (DCB) and 1,2,4-trichlorobenzene (TCB) evaporates from aqueous solutions within 4 hours.

Whereas 1,2- and 1,3-dichlorobenzene (DCB) are liquids at room temperature, 1,4-DCB is a solid that sublimates readily. Sublimation rates of 1,4-DCB from consumer products were measured at 1.6x10⁻³ to 4.6x10⁻³ g/minute at temperatures ranging from 21 to 24 °C during a 19-day test period. DCBs tend to volatilise to the atmosphere from soil and water at a relatively rapid rate.

Volatilisation from surface soil may be an important transport mechanism for DCBs but adsorption to soil particulates may inhibit volatilisation.

Since DCBs are slightly soluble in water, partitioning to clouds, rain, or surface water may occur. Partitioning of the compound from air to water is likely to be minor relative to partitioning from water to air by volatilisation. These substances can be transported over long distances through the atmosphere.

DCBs are expected to sorb moderately to soils and sediments, and is likely to be higher in soils with a high organic content.

DO NOT discharge into sewer or waterways.

Persistence and degradability

Ingredient	Persistence: Water/Soil	Persistence: Air
1,4-dichlorobenzene	HIGH (Half-life = 360 days)	MEDIUM (Half-life = 83.58 days)

Bioaccumulative potential

Ingredient	Bioaccumulation
1,4-dichlorobenzene	LOW (BCF = 190)

Mobility in soil

Ingredient	Mobility
1,4-dichlorobenzene	LOW (KOC = 434)


SECTION 13 DISPOSAL CONSIDERATIONS

Waste treatment methods

Product / Packaging disposal	<ul style="list-style-type: none"> ▶ Containers may still present a chemical hazard/ danger when empty. ▶ Return to supplier for reuse/ recycling if possible. <p>Otherwise:</p> <ul style="list-style-type: none"> ▶ If container can not be cleaned sufficiently well to ensure that residuals do not remain or if the container cannot be used to store the same product, then puncture containers, to prevent re-use, and bury at an authorised landfill. ▶ Where possible retain label warnings and SDS and observe all notices pertaining to the product. ▶ DO NOT allow wash water from cleaning or process equipment to enter drains. ▶ It may be necessary to collect all wash water for treatment before disposal. ▶ In all cases disposal to sewer may be subject to local laws and regulations and these should be considered first. ▶ Where in doubt contact the responsible authority.
------------------------------	---

SECTION 14 TRANSPORT INFORMATION

Labels Required

Marine Pollutant	
HAZCHEM	Not Applicable

Continued...

Toilet Blocks Lavender

Land transport (ADG): NOT REGULATED FOR TRANSPORT OF DANGEROUS GOODS

Air transport (ICAO-IATA / DGR): NOT REGULATED FOR TRANSPORT OF DANGEROUS GOODS

Sea transport (IMDG-Code / GGVSee): NOT REGULATED FOR TRANSPORT OF DANGEROUS GOODS

Transport in bulk according to Annex II of MARPOL and the IBC code

Not Applicable

SECTION 15 REGULATORY INFORMATION

Safety, health and environmental regulations / legislation specific for the substance or mixture

1,4-DICHLOROBENZENE(106-46-7) IS FOUND ON THE FOLLOWING REGULATORY LISTS

Australia Exposure Standards	Australia Inventory of Chemical Substances (AICS)
Australia Hazardous Substances Information System - Consolidated Lists	International Agency for Research on Cancer (IARC) - Agents Classified by the IARC Monographs

National Inventory	Status
Australia - AICS	Y
Canada - DSL	Y
Canada - NDSL	N (1,4-dichlorobenzene)
China - IECSC	Y
Europe - EINEC / ELINCS / NLP	Y
Japan - ENCS	Y
Korea - KECI	Y
New Zealand - NZIoC	Y
Philippines - PICCS	Y
USA - TSCA	Y
Legend:	Y = All ingredients are on the inventory N = Not determined or one or more ingredients are not on the inventory and are not exempt from listing(see specific ingredients in brackets)

SECTION 16 OTHER INFORMATION

Other information

Classification of the preparation and its individual components has drawn on official and authoritative sources as well as independent review by the Chemwatch Classification committee using available literature references.

A list of reference resources used to assist the committee may be found at:

www.chemwatch.net

The SDS is a Hazard Communication tool and should be used to assist in the Risk Assessment. Many factors determine whether the reported Hazards are Risks in the workplace or other settings. Risks may be determined by reference to Exposures Scenarios. Scale of use, frequency of use and current or available engineering controls must be considered.

Definitions and abbreviations

PC—TWA: Permissible Concentration-Time Weighted Average
 PC—STEL: Permissible Concentration-Short Term Exposure Limit
 IARC: International Agency for Research on Cancer
 ACGIH: American Conference of Governmental Industrial Hygienists
 STEL: Short Term Exposure Limit
 TEEL: Temporary Emergency Exposure Limit,
 IDLH: Immediately Dangerous to Life or Health Concentrations
 OSF: Odour Safety Factor
 NOAEL :No Observed Adverse Effect Level
 LOAEL: Lowest Observed Adverse Effect Level
 TLV: Threshold Limit Value
 LOD: Limit Of Detection
 OTV: Odour Threshold Value
 BCF: BioConcentration Factors
 BEI: Biological Exposure Index

This document is copyright.

Apart from any fair dealing for the purposes of private study, research, review or criticism, as permitted under the Copyright Act, no part may be reproduced by any process without written permission from CHEMWATCH.

TEL (+61 3) 9572 4700.